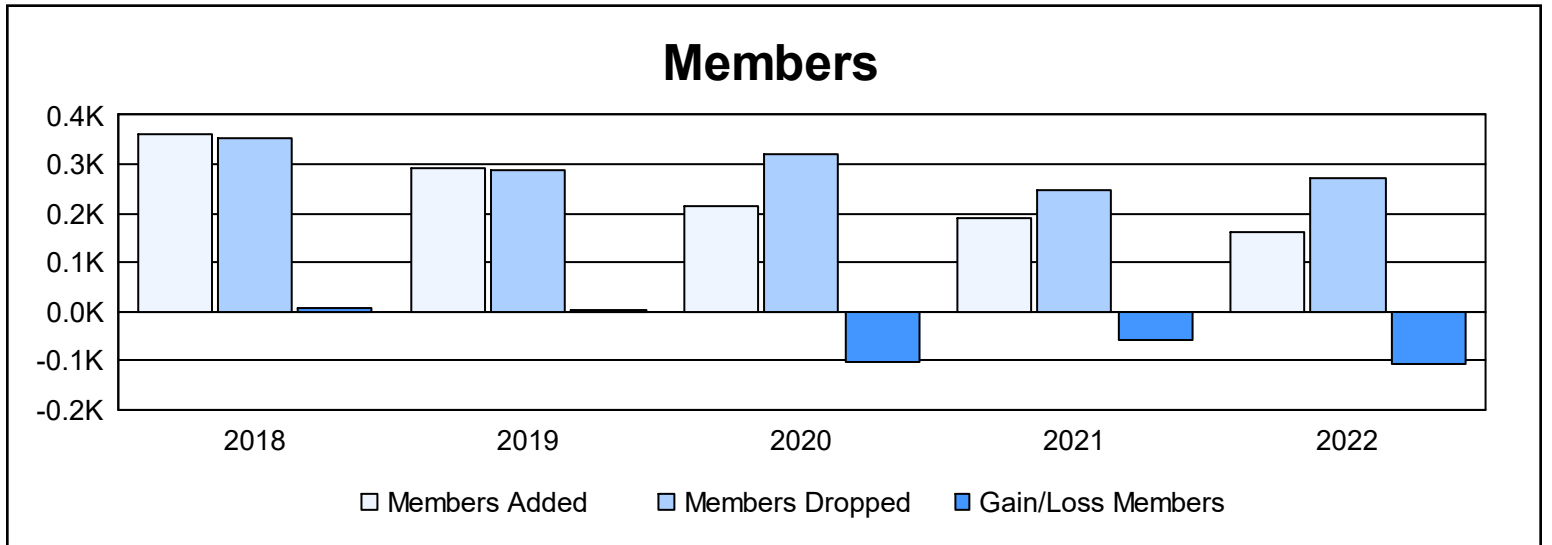
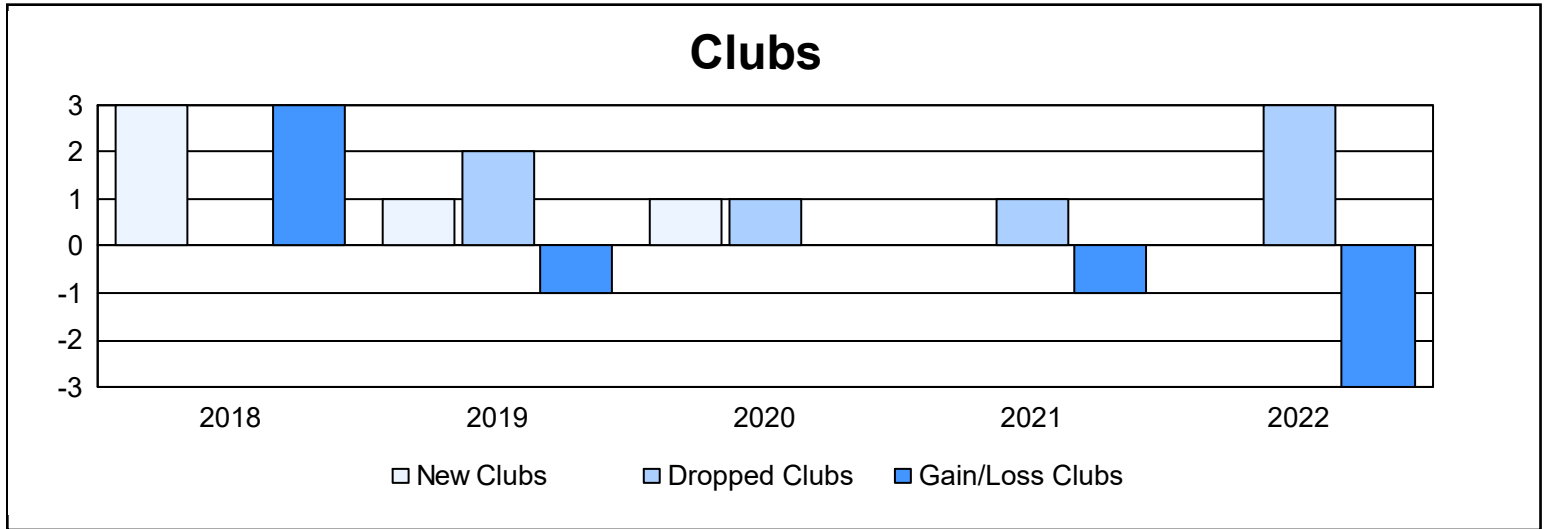
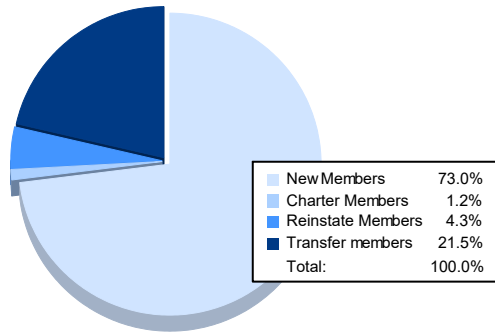


Year	New Clubs	Dropped Clubs	Gain/ Loss Clubs	New Members	Charter Members	Reinstate Members	Transfer Members	Total Member Added	Total Members Dropped	Gain/ Loss Members
2017-2018	3	0	3	236	83	8	33	360	354	6
2018-2019	1	2	-1	222	26	9	34	291	289	2
2019-2020	1	1	0	135	42	9	30	216	321	-105
2020-2021	0	1	-1	157	3	5	25	190	247	-57
2021-2022	0	3	-3	119	2	7	35	163	271	-108
<b>Average</b>	<b>1</b>	<b>1</b>	<b>0</b>	<b>174</b>	<b>31</b>	<b>8</b>	<b>31</b>	<b>244</b>	<b>296</b>	<b>-52</b>



### Membership Composition June 2022 Cumulative



### Gender Composition June 2022 Cumulative

